

Rev.	Date	Revision Notes	By
A	03.08.2018	AS BUILTS	SNL

Dimensions:  
Figured dimensions shall take precedence over scaled dimensions and larger scale drawings over smaller scale drawings  
Check on Site  
Check all dimensions on site before commencing work and before producing shop drawings. Notify the architect of any discrepancies

PROJECT:  
**DISABILITY ACCESS ROUTE, INACCESSIBLE BUILDING & FOOTPATH**

UNIVERSITY OF THE SOUTH PACIFIC

DRAWING TITLE:  
**SITE PLAN - MID & MARINE CAMPUS**

DRAWING STATUS:  
**AS - BUILT**


Issue Date: August 2018  
Drawn: SNL

Project Design:  
Checked By: JT

Project Number: 110

DRAWING NUMBER: **A1** REVISION: **A**


**LEGENDS**


 Disability Access Route


 Disable Parking

 Lifts

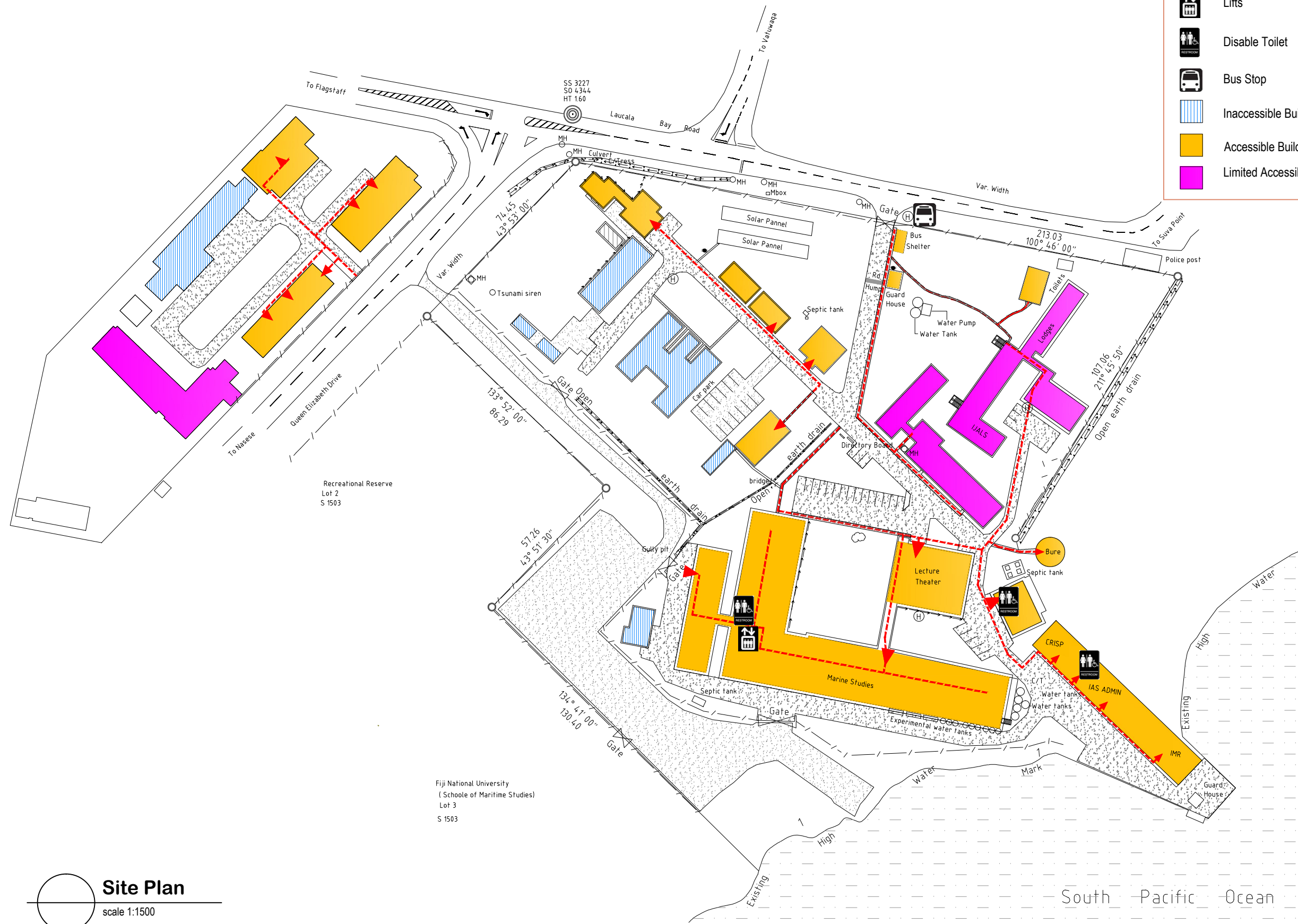
 Disable Toilet

 Bus Stop

 Inaccessible Building

 Accessible Building

 Limited Accessibility Building



**Site Plan**  
scale 1:1500

South Pacific Ocean