

Welcome to The University of the South Pacific

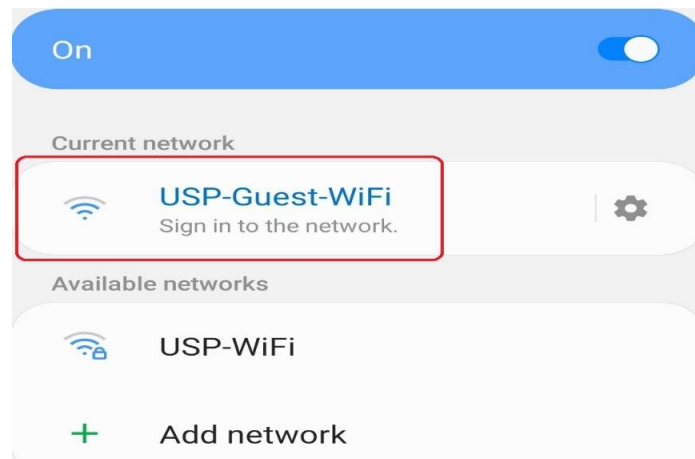
This is a guide for guests with Android Devices

Before you connect, some Important information for you to know:

1. All versions of Android is allowed
2. Any Av, AM is allowed

To access the **USP-Guest-WiFi**

1. Switch on your WiFi
2. Select the **USP-Guest-WiFi**.
3. Click on **“Connect”**.



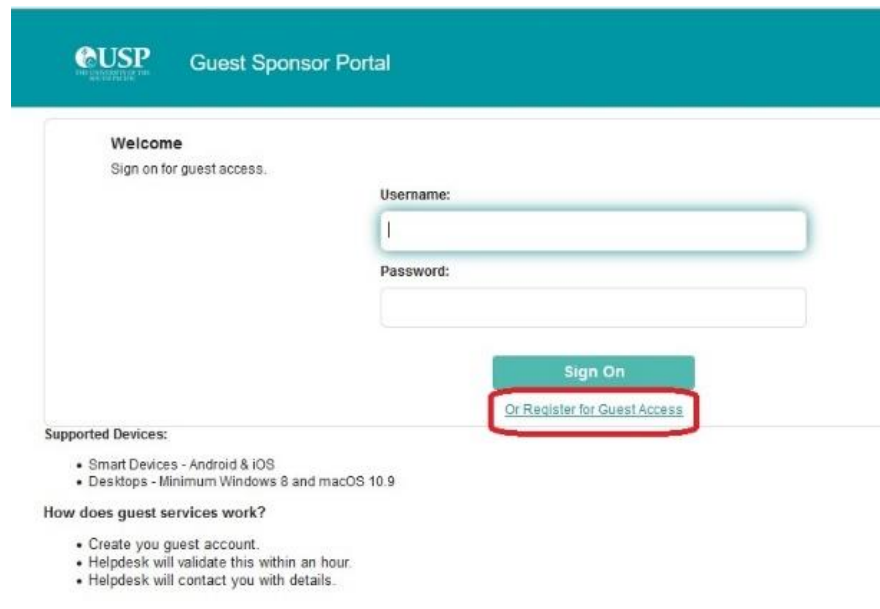
SSL certificate not trusted

The security certificate for this network is not from a trusted authority. We do not recommend that you connect to this network.

Cancel **Connect**

You will get the webpage opened so that you can **REGISTER** for a Guest account; if you haven't registered yet

1. Click on “**Or Register for Guest Account**” link



Welcome
Sign on for guest access.

Username:
|

Password:
|

Sign On

Or Register for Guest Access

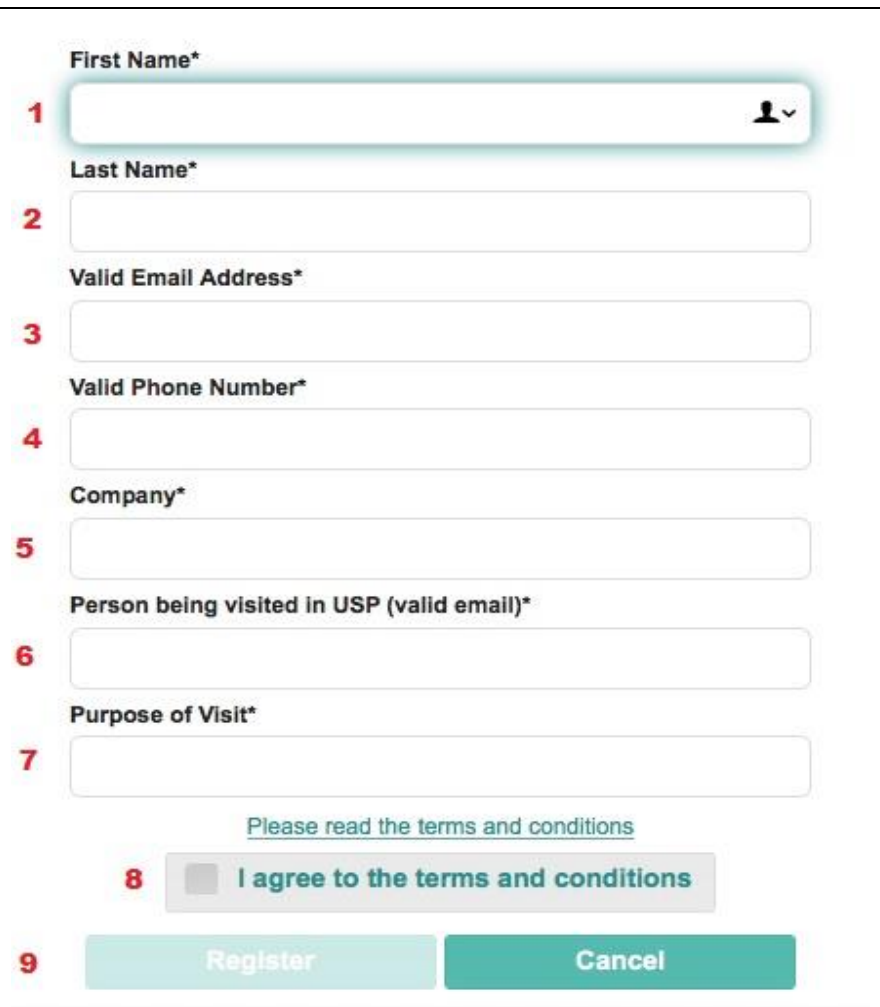
Supported Devices:

- Smart Devices - Android & iOS
- Desktops - Minimum Windows 8 and macOS 10.9

How does guest services work?

- Create you guest account.
- Helpdesk will validate this within an hour.
- Helpdesk will contact you with details.

2. All the fields are compulsory so you will need to fill in **fields 1 to 7**.
3. Check the box to select. **“I agree to the terms and conditions”**
4. Select the “**REGISTER**” button to continue.



First Name*
1 |

Last Name*
2 |

Valid Email Address*
3 |

Valid Phone Number*
4 |

Company*
5 |

Person being visited in USP (valid email)*
6 |

Purpose of Visit*
7 |

[Please read the terms and conditions](#)

8 **I agree to the terms and conditions**

9 **Register** **Cancel**

** Please allow at least one(1) working day for the necessary checks for your request for access

An email or an SMS message has been sent to you containing your sign on credentials.

You need to login with the credentials sent to the email address provided during registration.



Guest Sponsor Portal

Welcome

Sign on for guest access.

Username:

Password:

Sign On

Your device will need to be registered to continue
Click on **“Yes, register devices.”**

8:24   

Sign in to USP-Guest-WiFi

<https://fjisepolicy01.usp.ac.fj>



Guest Sponsor Portal



Device Registration

Do you want to register any devices at this time? This is useful for registering a device like a printer which does not have a browser interface.

No, skip registration.

Yes, register devices.

You will need a description for your device

Click on **“Save, Continue”**

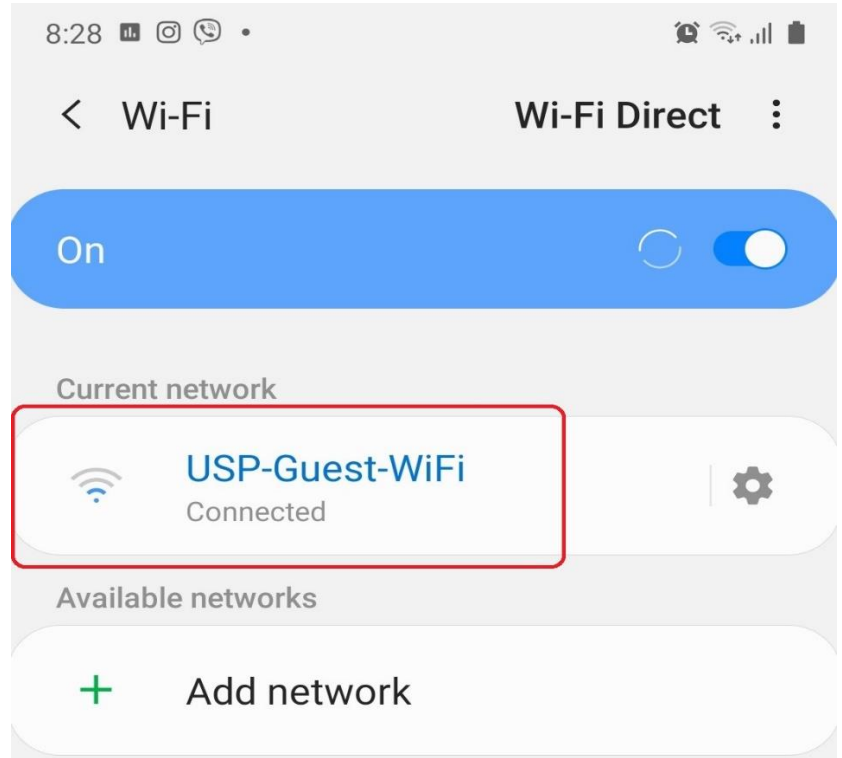
Click on **“CONTINUE”**

You will be taken back to the WiFi settings page

Here you will need to click on the **USP-Guest-WiFi** signal again



Once you click on the signal it will reconnect and establish that you device is now ready to access the network



You have now completed and passed the compliance check. You are connected to intranet and internet services for The University of the South Pacific.