



MINISTRY OF FISHERIES

SECOND QUARTER

APRIL—JUNE 2005



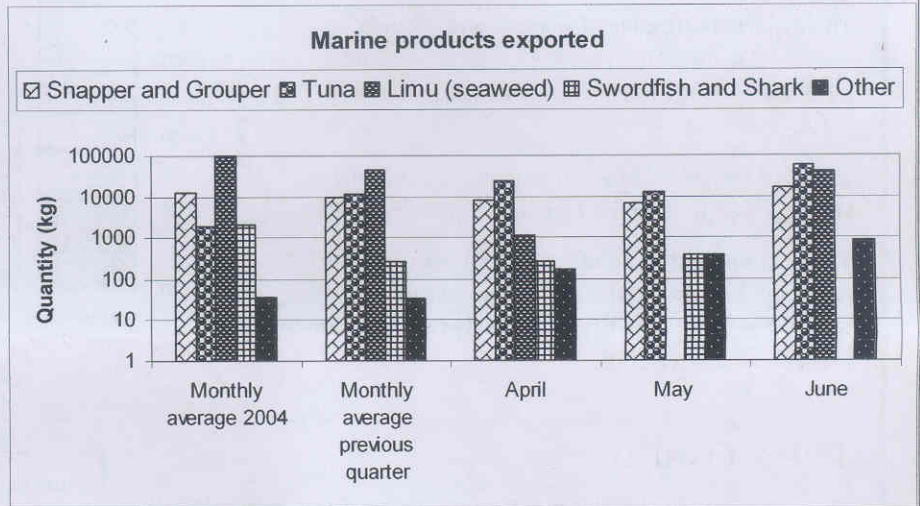
MARINE EXPORTS

The total quantity of marine products (not including aquarium products) exported in the second quarter for 2005 was 166,964kg. This is a 32% increase from the quantity exported during the same period last year.

The graph shows that marine exports for the second quarter are increasing compared to the average of the first quarter and 2004 monthly average.

The total FOB value of marine exports for the second quarter is T\$444,324. This is a 24% increase in the FOB value of marine resource exported in the second quarter 2004.

FOB = Free On Board, describes a price which includes goods plus the services at the time of offloading from the vessel at first landing

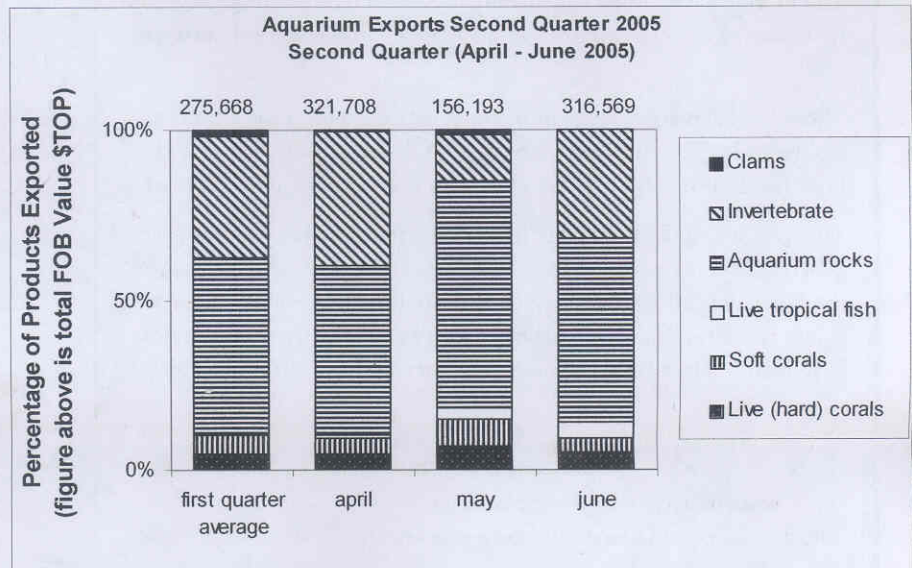


AQUARIUM FISHERY

The total quantity and value of aquarium products exported has decreased in this quarter compared to the first quarter of 2005. This was due to the decline in the export of hard coral and invertebrates.

The total FOB value for the export of aquarium products in the second quarter of 2005 was TOP\$794,471. This is a 10% increase from the value of products exported in the same quarter 2004. And a 2% decline in value of exports in the first quarter of 2005.

One company has reached their export quota of Aquarium rocks in this quarter.



SEAWEED (LIMU TANGA'U) FISHERY

In this quarter 40 840 kg of seaweed were exported. The seaweed in this consignment was harvested in the season ending in December 2004.

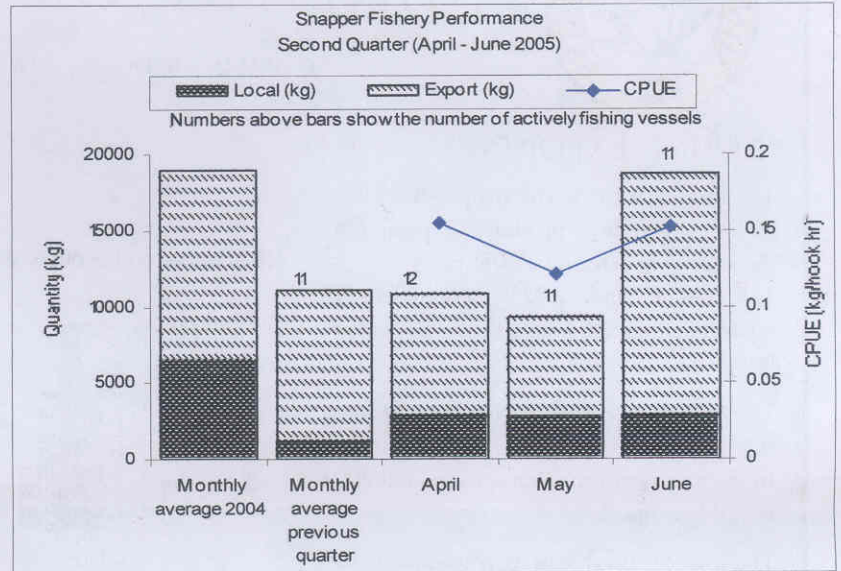
SNAPPER FISHERY

The total snapper and grouper exported in the second quarter 2005 was 30,400kg. This is an 11% decline in snapper and grouper exports compared with the second quarter 2004.

The exports FOB value of snapper and grouper decreased from TOP\$132,965 in the second quarter 2004 to TOP\$105,939 for the same quarter 2005.

The total catch landed at Tu'imatamoana fish market increased toward the end of this quarter.

There is an upward trend in total catch per unit effort (kg/hook hr) toward the end of this quarter. 12 licenced snapper vessels were actively fishing during the second quarter 2005.



TUNA FISHERY

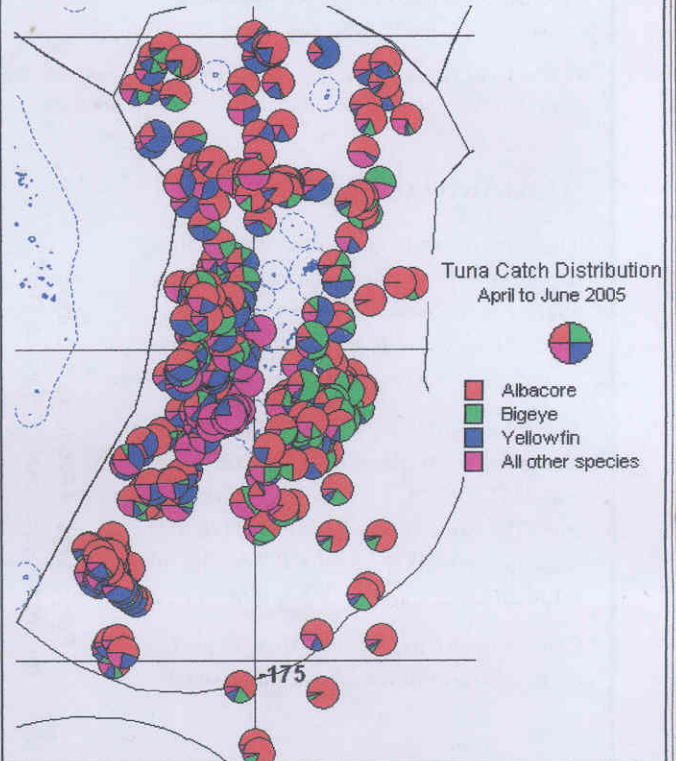
The export of tuna for this quarter has increased as compared to the first quarter of 2005 (refer to graph below). The total catch per unit effort (kg/hook hr) has increased as compared to the first quarter 2005.

The local price for tuna has steadily increased from T\$6.00/kg in the first quarter to between T\$6.50-T\$7.00/kg in the second quarter 2005.

There has been an increase in the international prices for albacore, bigeye and yellow fin (according to FFA Tuna Market News, 2nd Quarter 2005). This may be a factor in the increase in local prices.

The long lining fleet (actively fishing) has increased during the second quarter from 8 vessels in April to 11 vessels in June. An increase in catch per unit effort may have contributed to an overall increase in fishing activity. Increased fishing activity and improved catch rates have resulted in a large increase in exports in June of this quarter.

Tuna Catch Distribution, Second Quarter



The above diagram illustrates data obtained from the Vessel Monitoring System combined with catch data from landing records.

Albacore Tuna was the most harvested species within Tonga Exclusive Economic Zone this quarter. Last quarter the most harvested species was yellow fin tuna.

Most of the long lining fishing activities took place at the sea mounts that lie to the west of Tongatapu.

Tuna Fishery Performance Second Quarter (April - June 2005)

